

FORA JOBS SURVEY



OVERVIEW

2017 RESULTS

3,462
Full-Time



2018 RESULTS

4,165
Full-Time

1,497
Part-Time



1,487
Part-Time



SURVEY RESULTS

14%

Jobs Increase

5,652

Total Jobs

132

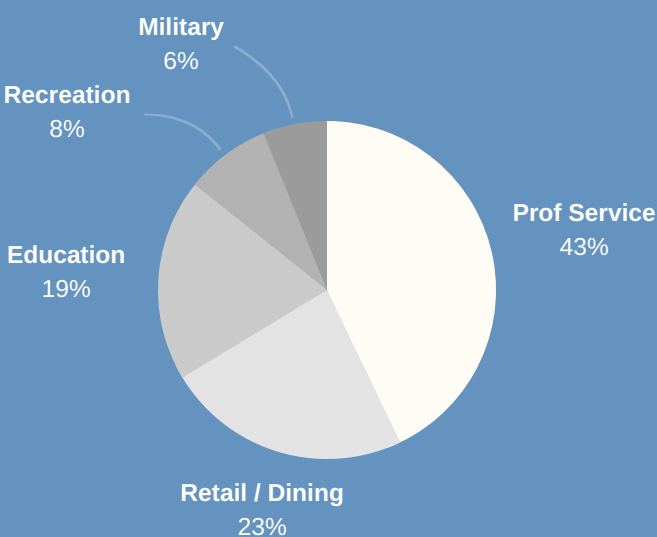
Employers



EMPLOYMENT

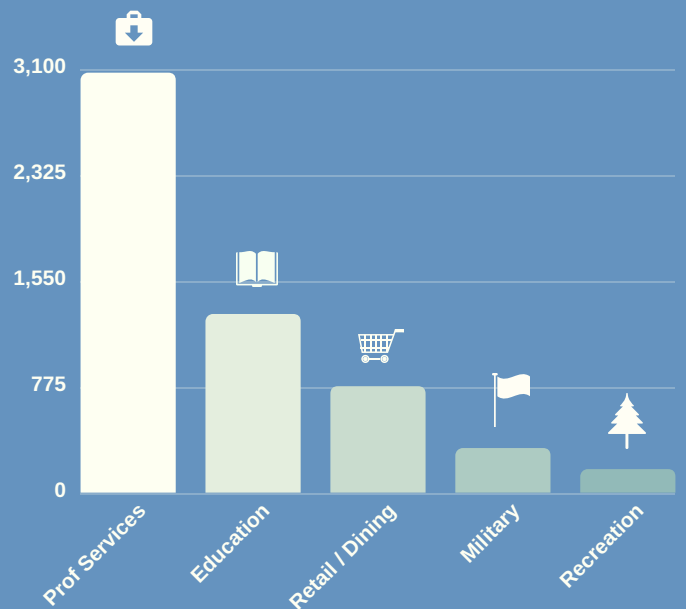
EMPLOYERS

42% Professional Services
23% Retail and Dining
19% Education
8% Recreation
6% Military



EMPLOYEES

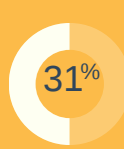
3,070 Professional Services
1,306 Education Jobs
778 Retail and Dining
326 Military Jobs
172 Recreational Jobs



ABOUT THE SURVEY



BRP Jobs Goal:
18,000



Completion of BRP
Jobs Goal